


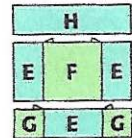


part 2

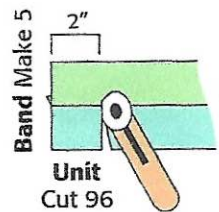


Join the patches as shown to make a section 4. Make 4 section 4's.



Section 4
Make 4

Join a fabric #4 strip and a fabric #1 strip as shown to make a band. Make 5 bands. Cut the bands in 2" increments to make 96 units.



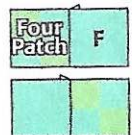
Unit
Cut 96

Join 2 units as shown to make a Four Patch. Make 48 Four Patches.



Four Patch
Make 48

Join 2 Four Patches and 2 fabric #1 F's as shown to make a section 5. Make 24 section 5's.



Section 5
Make 24

cutting for part 2

Fabric #1 (Teal Solid)

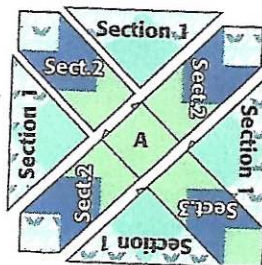
- 5 strips 2" x 40" for bands
- 12 rectangles (E) 2" x 3 1/2"
- 48 squares (F) 3 1/2" x 3 1/2"
- 4 rectangles (H) 2" x 6 1/2"

Fabric #4 (Green Tone-on-Tone)

- 5 strips 2" x 40" for bands
- 4 squares (A) 3 3/8" x 3 3/8"
- 4 squares (F) 3 1/2" x 3 1/2"
- 8 squares (G) 2" x 2"

2 Making Block X and Sections 4 and 5

Join 4 section 1's, 3 section 2's, 1 section 3 and 1 A as shown to make a block X. Make 4 block X's.



Block X
Make 4